

KOA Holding Device Set

THE KIT IS COMPOSED OF:


- 4 KOA HOLDING DEVICES & JOINED ARMS
- 2 RINGS
- FRAME ATTACHMENT SCREWS
- CRATING SCREWS AND WASHERS

1



PLACE THE SETS WITH THE 2 RINGS
ON THE 2 MOUNTS
AT THE DESIRED HEIGHT

2



TOP
MRT

ATTACH THE 2 BOTTOM SETS WITHOUT RINGS
IN THE OPPOSITE DIRECTION
OF THE TOP HOLDING DEVICES
(THE KOA BRAND SHOULD BE AT THE BOTTOM)


3



BOTTOM
MRT


COMPLET SETUP = FOLDER ARMS

4



UNFOLD THE ARMS FOR CRATING

5



SECURE THE ARTWORK
IN THE TRANSPORT CASE

6

